

MC305C-5



Mini Crane

MC305C-5

Specifications

Capacity	Maximum	2.98 t x 2.5m
Working radius	Maximum	12.16m x 260kg
Lifting height	Maximum	12.52m
Dimensions	MC305C-5	4110mm x 1280mm x 1695mm
Weight	MC305CRM-5 MC305CRME-5	3970kg 4110kg
Hook speed	Maximum	13.5m / min. (4 falls, 4th layer)
Single line speed	Maximum	54.0m / min. (4th layer)
Hoist rope	Type	IWRC 6 x WS (26), Ø 8mm x 73m
Telescopic system	Boom length Telescoping speed Boom type	3.695m - 12.485m 8.79m / 26 sec. Fully automatic 5 section pentagonal telescopic boom
Boom hoist system	Hoist angle / speed	0° - 80° / 14.5 sec.
Slew system	Slew angle / speed	360° continuous / 2.4 rpm
Outrigger system	Type Maximum outriggers	Setting up Hydraulic cylinder direct acting (Length) 5170mm x (Front) 4808mm x (Rear) 4704mm
Traction system	Drive Travel speed Gradability Ground length x width Ground pressure	Hydraulic motor driven, stepless speed changer 0 - 2.8 km/h 23° 1750mm x 300mm 0.37 kgf/cm ² (0.39 kgf/cm ² CWME)
Engine	Model Type Rated output Starting method Fuel tank capacity	YANMAR 3TNV80F-SNMB 3 cylinder, water cooled diesel 15.2 kW / 2500 rpm Electric Diesel / 40L
Electric motor (Optional)	Type Spec.	Fully enclosed fan cooled motor 5.5 kW, 3-phase, 380V
Moment limiter	Made specifically for Maeda Mini Cranes with a fully programmable working envelope	
Safety/standard equipment	Overwind protection, hydraulic safety valves, level, tilt alarm, EMO switch, travel lock lever, crane/outrigger interlock system, moment limiter, working status lamp, hour-meter, 4-fall / 2-fall hook block, black rubber tracks, digital feedback remote control, data logger, rotary lamp, front camera, slew restriction system, Anti-interference device, proportional radio remote control, 7" display.	
Optional equipment	White Rubber Tracks, Single Fall Hook, Protection Roll Bar 850kg / 1500kg Searcher Hook, Engine Heater, Hydraulic Heater, Spark Arrestor	



- 2.98t x 2.5m Max Capacity
- 12.52m Max Lifting Height
- 12.16m x 260kg Max Working Radius

MC305C/E/2025.02



www.kranlyft.com



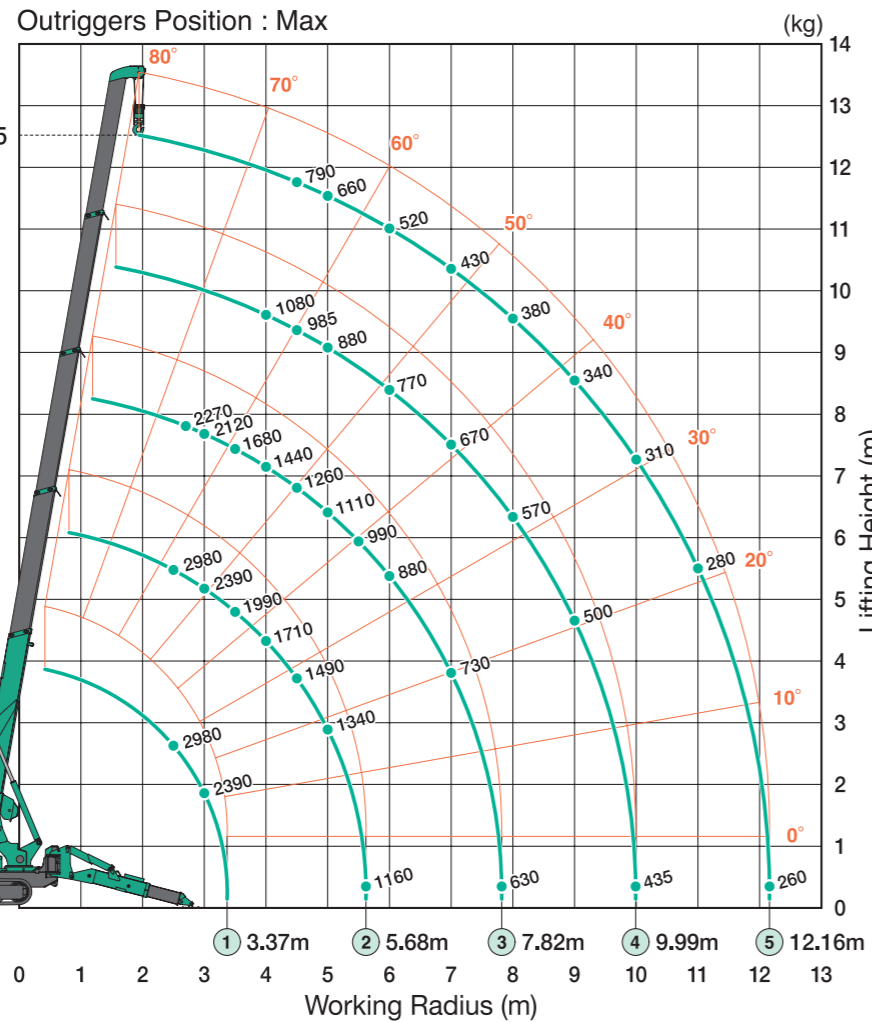
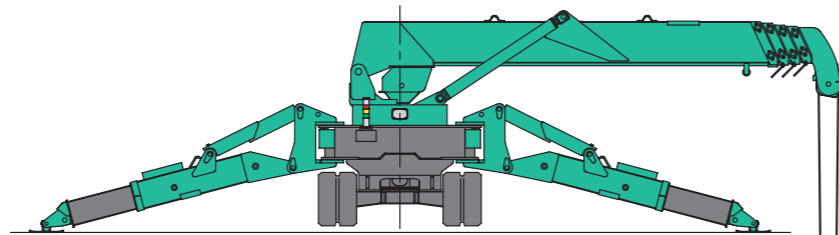
www.kranlyft.com

The MC305C-5 makes this popular model of mini cranes even more versatile. It is very powerful for its small stature. Up to 2.98 tons of lifting power from a machine only 1280mm wide.

The Yanmar diesel engine meets requirements for the new gas emission standards of EU Stage V which is valid from 2019.

The superior quality and engineering of the Maeda product line give longevity of use and a higher return on rental investments.

- 2.98t Max Capacity
- 12.52m Max Lifting Height
- EU Stage V Compliant Engine
- **NEW** Proportional Radio Remote Control
- Digital Feedback Remote Control
- Working Limit Settings
- Data Logger
- Tilt Alarm
- Crane/Outrigger Interlock System
- **NEW** Multi Outrigger Mode
- **NEW** Working Range Setting for Slew Restriction
- **NEW** Front camera & LED Light
- Programmable Moment Limiter
- Powerful Two Speed Winch with Hydraulic Disc Brake
- 4/2 Fall Hook Block
- Optional Electric Motor
- Optional 850kg / 1500kg Searcher Hook
- Optional Single Fall Hook



This working range chart shows total rated load including boom deflection.

Outrigger Footprints

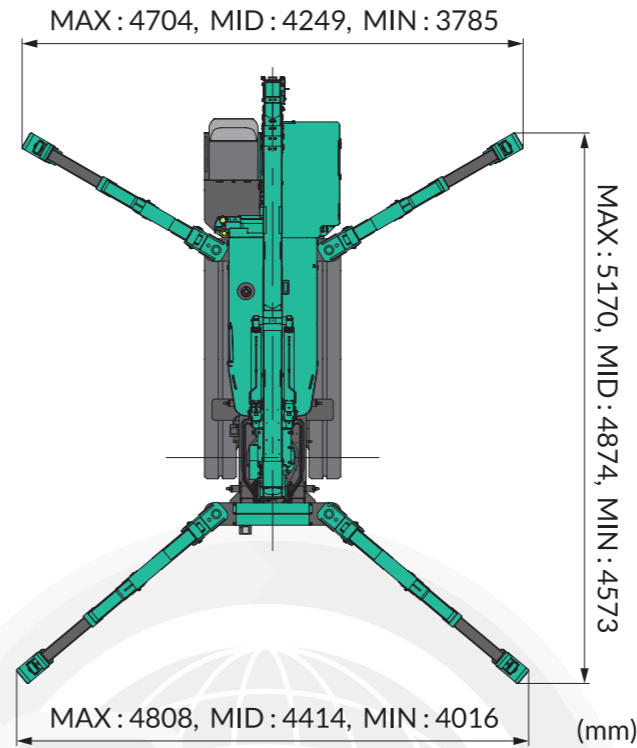
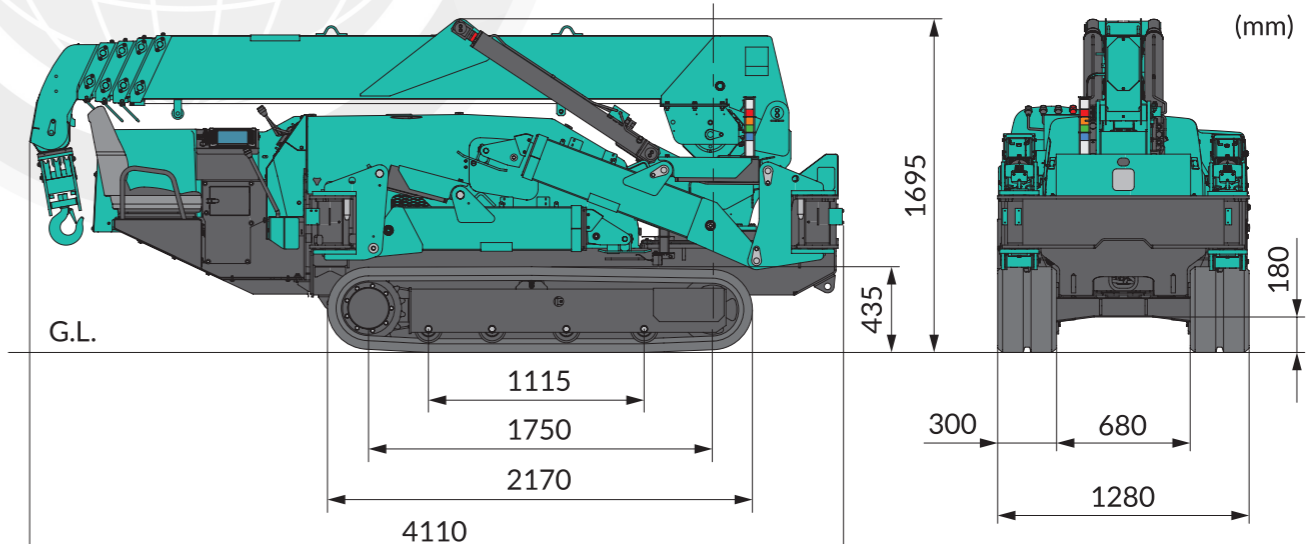


Diagram shows outriggers at maximum position.

- 4 Fall 16.09m
- 2 Fall 32.18m
- Single Fall 64.36m



Total rated load Outriggers at Maximum position							
3.695m/5.945m boom		8.145m boom		10.315m boom		12.485m boom	
Working radius (m)	Total rated load (kg)	Working radius (m)	Total rated load (kg)	Working radius (m)	Total rated load (kg)	Working radius (m)	Total rated load (kg)
< 2.5	2980	2.7	2270	4.0	1080	< 4.5	790
3.0	2390	3.0	2120	4.5	985	5.0	660
3.5	1990	3.5	1680	5.0	880	6.0	520
4.0	1710	4.0	1440	6.0	770	7.0	430
4.5	1490	4.5	1260	7.0	670	8.0	380
5.0	1340	5.0	1110	8.0	570	9.0	340
5.62	1160	5.5	990	9.0	500	10.0	310
		6.0	880	9.99	435	11.0	280
		7.0	730			12.16	260
		7.82	630				

Total rated load Outriggers at Minimum position							
3.695m/5.945m boom		8.145m boom		10.315m boom		12.485m boom	
Working radius (m)	Total rated load (kg)	Working radius (m)	Total rated load (kg)	Working radius (m)	Total rated load (kg)	Working radius (m)	Total rated load (kg)
< 2.5	2980	2.7	2270	4.0	1060	< 4.5	780
3.0	2350	3.0	2090	4.5	950	5.0	650
3.5	1800	3.5	1680	5.0	860	6.0	500
4.0	1430	4.0	1370	6.0	680	7.0	410
4.5	1140	4.5	1120	7.0	530	8.0	360
5.0	950	5.0	910	8.0	420	9.0	320
5.62	790	5.5	790	9.0	340	10.0	290
		6.0	670	9.99	300	11.0	240
		7.0	510			12.16	210
		7.82	430				

When using two fall or single fall hooks, use the appropriate four fall Total Rated Load Chart but with a maximum load of:
Two Fall - 1480kg, Single Fall - 750kg.