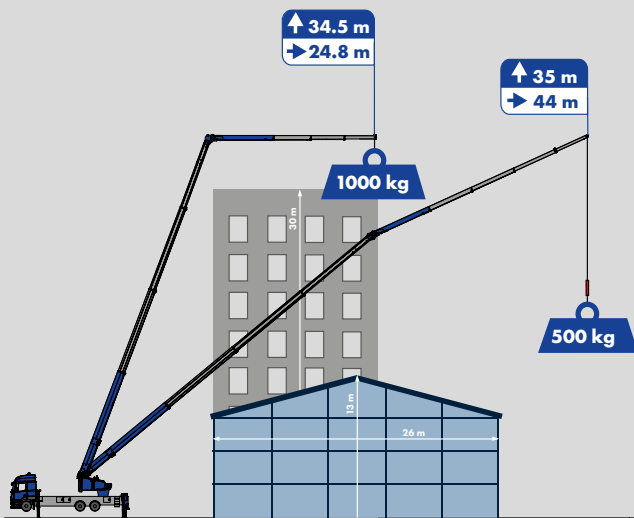




Working range

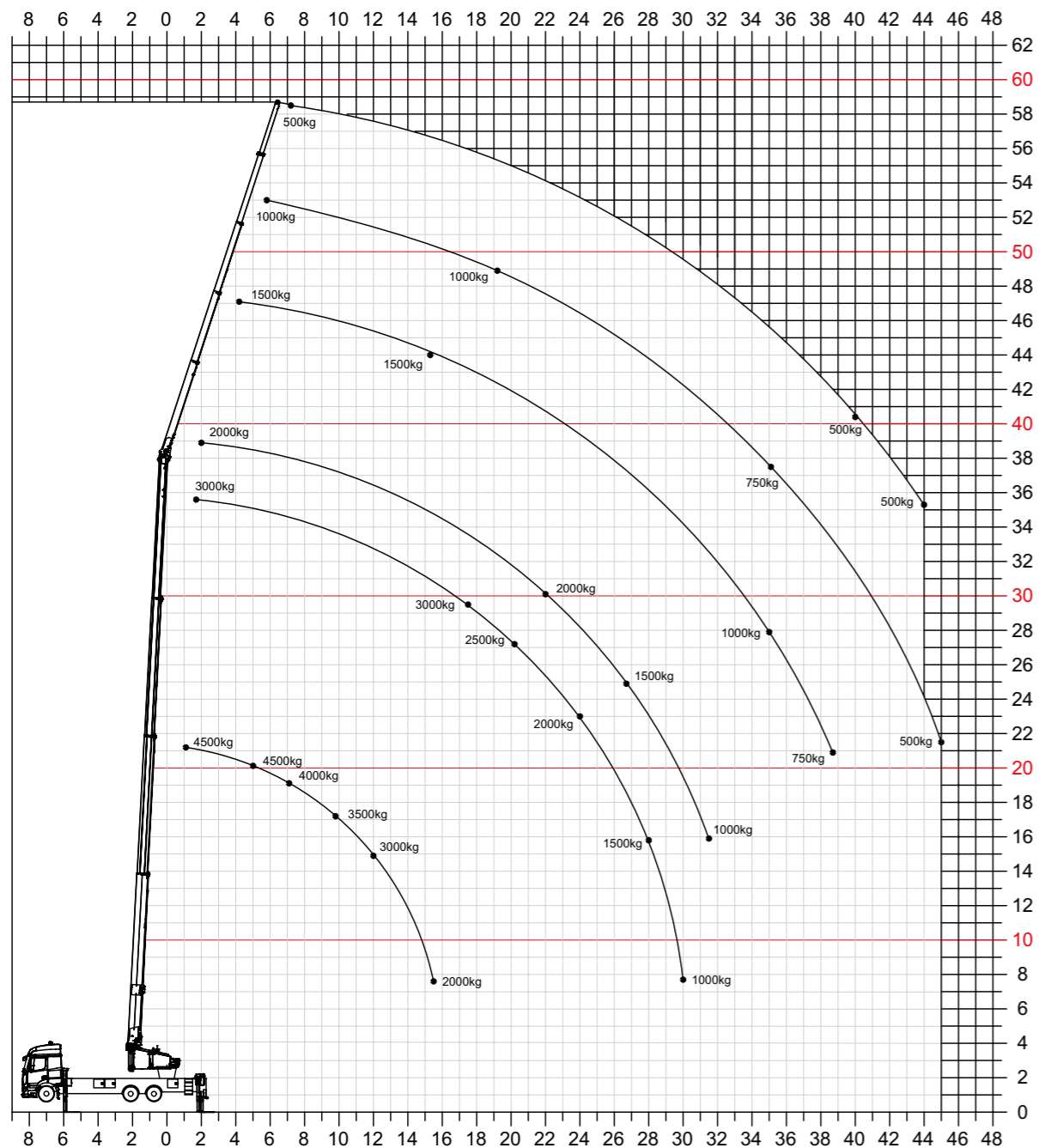


► Hook height 58.5 m / Boom length 59.76 m

► 35 m Working range with 1,000 kg

► Triple hydraulic telescopic fly jib

Working range diagram



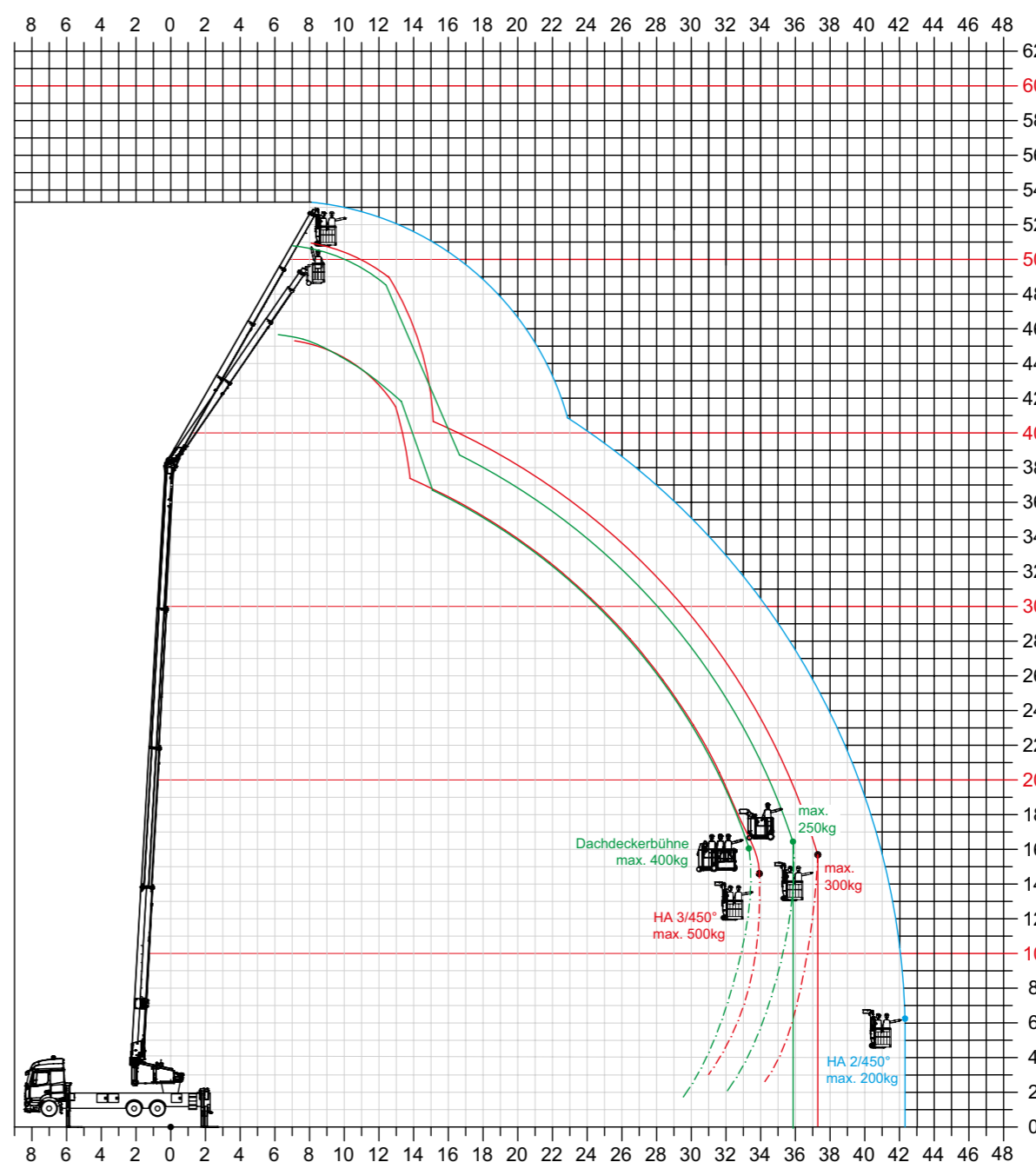
Working range crane operation with boom retracted

Load	Range	Height
500 kg	45.00 m	21.50 m
1,000 kg	35.00 m	28.00 m
2,000 kg	24.00 m	23.00 m
2,500 kg	20.00 m	27.00 m
3,000 kg	17.50 m	29.50 m

Load	Range	Height
3,500 kg	9.50 m	17.00 m
4,500 kg	5.00 m	20.00 m

Working range vary, depending on truck type.

Platform operation



Working range HA 2/450°

Load	Range	Height
200 kg	42.20 m	6.00 m
max. Working height		53.00 m

Working range HA 3/450°

Load	Range	Height
300 kg	37.30 m	15.80 m
500 kg	34.00 m	14.50 m
max. Working height		51.00 m

Working range roofing platform

Load	Range	Height
250 kg	35.80 m	16.50 m
400 kg	33.30 m	16.00 m
max. Working height		51.00 m

Working range vary, depending on truck type.

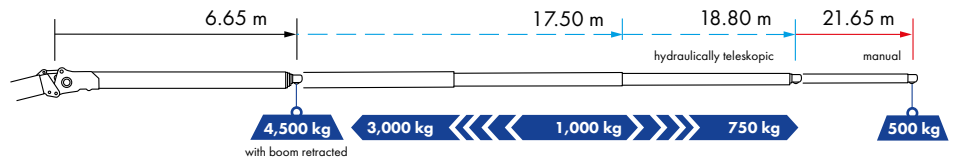


Technical specifications

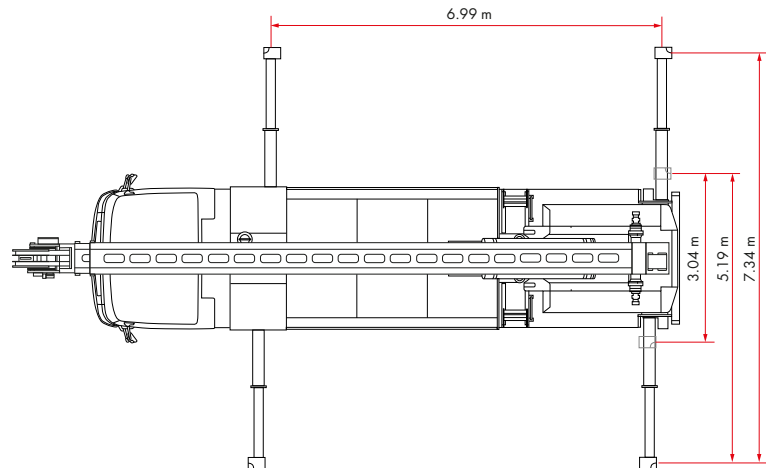
Load capacity	
Hook load	4.500 kg
Winch capacity	4.500 kg
Boom	
 Hook height	58,50 m
 Boom length	59,76 m
 Working height up to the boom	38,21 m
Swivel range	Continuous rotation
Fly jib	
Fly jib	6,65 m
Fly jib Extension 1-3 hydraulic	
- Range (3.000 kg - 1.000 kg)	6,65 - 17,50 m
- Range (1000 kg - 750 kg)	17,50 - 18,80 m
Extension 4 (500 kg) manual	21,65 m
V-Outriggers	
 Outriggers (max.) L x W	6,99 x 7,34 m
 Outrigger width (min.)	3,04 m
 Outrigger width 1-sided support	5,19 m
Drive concepts	
RHX	Hybrid drive
E	Battery-powered electric motor
Truck	
Truck * Total weight (min.)	≥ 26,00 t

* depending on truck type

Fly jib

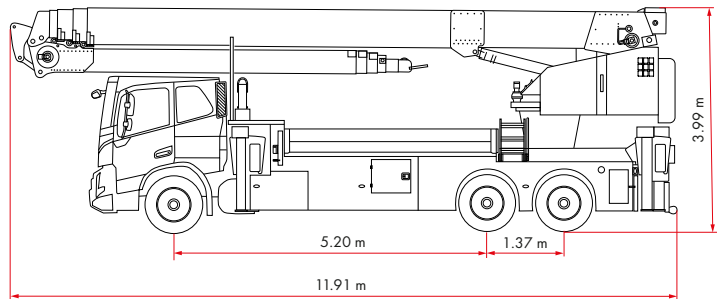


Outriggers

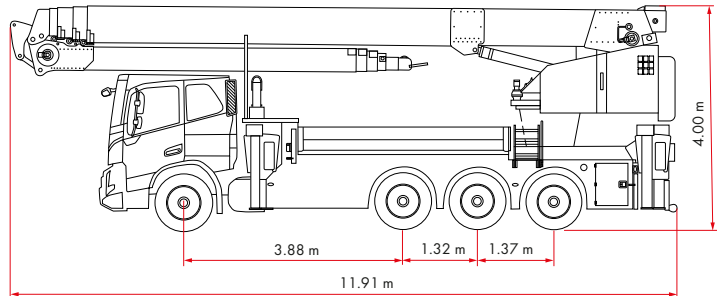


Truck (Volvo)

3 axles



4 axles



Subject to technical changes. All specifications are approximate and depending on truck type. Changes to the functions and services are reserved. The information reflects the device performance at the time of printing.

