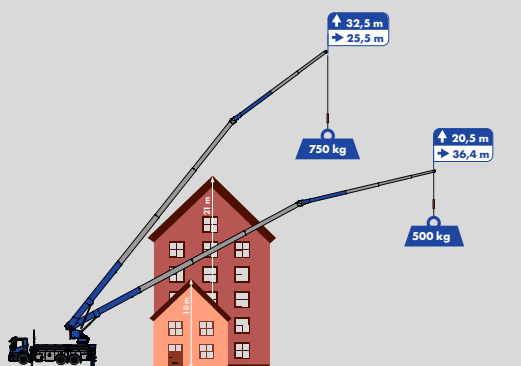


K950 LHX



Large loading area for up to eight pallets

Load capacity up to **6,000 kg**

Hook height **43.5 m** / Boom length **45.7 m**

28 m working range with **1,000 kg**

K950 LHX

Building material logistics at the highest level

This mobile crane combines a professional loading area with the enormous range of the powerful K950 from Klaas. This means that building materials can be transported safely on the road and distributed directly to the construction site via the crane function. The working ranges covered by the K950 LHX are equally interesting for building material logisticians and ambitious roofers: loads of 350 kg can be transported 39.5 m, the lateral reach with a weight of 1,000 kg is

28 m. The K950 LHX can also be used as a crane. The hook height of the allrounder is measured at 43.5 m. Since the swing-through radius of the superstructure lies within the transom contour, the city crane can be used without any

problems even where space is limited. Additional advantages are its compact dimensions, a maximum outrigger width of only 5.93 m and its double hydraulically telescopic folding tip.



Working platform

- The crane can be converted to a fully-fledged working platform in less than 5 minutes.
- Standard-compliant lashing points for securing persons integrated
- The working platform can be swivelled 45° degrees to each side, rotating platform 225°.



Superstructure

- The swing-through radius of the compact superstructure lies within the mirror contour. This allows the crane to be used flexibly even in tight spaces.
- The superstructure with the mast system can be rotated endlessly in both directions.




Full panelling

- High-quality and clean overall appearance thanks to powder-coated smooth aluminium sheet.
- Spacious storage compartments with high-quality, lockable latches offer plenty of space for crane equipment and tools.



Loading area

- The large loading area offers space for up to eight Euro pallets.
- Extra high loading brackets on both sides secure the materials for transport.
- The middle fastening bar is removable so that the loading area can be opened over its entire length.
- Integrated lashing rails ensure quick and flexible securing of the load in road traffic.



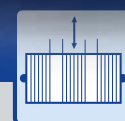
2-fold hydraulic telescopic fly jib

- The mast system made of 100 % aluminium and an extremely strong folding tip achieves enormous lateral reaches.
- Hydraulic telescoping of the first two folding tip elements via the radio remote control.
- Use of the folding tip even in narrow erection situations by „extending in the air“



Crane control system

- Modern safety PLC for crane operation
- CAN-BUS control block allows especially sensitive and precise working.
- Radio remote control with LCD display enables the crane operation from different positions.
- In case of radio interference or working in sensitive areas the radio remote control can also be operated wirelessly with cable.
- The memory function enables the control to store two target points. Through this function, the crane moves automatically, in the safe hold-to-run operation mode, to the stored target point.



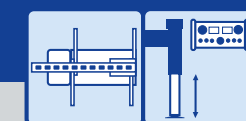
Telescoping winch

- The rope technology allows rapid telescoping under load.
- The low deadweight of the ropes benefits jib length and load capacity.
- Rope technology is low-maintenance and very accessible.
- The integrated electronic length-measurement continuously records the current extension length from the mast and calculates the maximum possible load



Drive concept

The K950 LHX is equipped with a hybrid package as standard. The drive can be operated either via a powerful power take-off (PTO) from the vehicle or via an electric motor (400 V, 32 amps). This enables low-noise and cost-effective operation without exhaust fumes. The PTO is equipped with automatic gas control, which reduces fuel consumption and protects the environment.



Support system/ Automatic levelling

- Simplified assembly of the crane completely via radio remote control.
- Automatic levelling ensures optimum stability.
- Fully hydraulic outrigger in combination with ASC outrigger monitoring enables infinitely variable outrigger widths, also in the direction of the outreach.



Personal safety mode

- The K950 LHX is equipped with the personal safety mode according to BG guidelines.

Mounting-/glass hook

- Every Klaas mobile crane can be equipped with an optional mounting hook function.
- The mounting hook enables extremely precise material transport. Area of use e. g. glass mounting with a vacuum lifter.

Klaas²

- Double derricking cylinders
- Twin luffing fly jib cylinders

Twin luffing cylinders provide added stability and enable comfortable and safe operation. Load movements during slewing or under wind load are absorbed significantly better. This enables controlled and precise operation even in difficult conditions

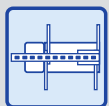


K950 LHX

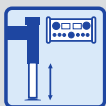
Equipment



Klaas Boom System



H-Outriggers



Automatic levelling



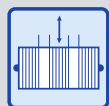
Hydraulic telescopic fly jib



Twin luffing cylinders



Double derricking cylinders



Telescopic winch



Continuous rotation



Crane control system



XL Radio remote control



Drive concept



Compact superstructure



Full panelling



Personal safety mode



Professional loading area



Working platform (opt.)



Mounting-/glass hook (opt.)

Technical specifications

Hook load (stand./opt.)	3.0/5.0 t
Hook height	43.50 m
Boom length	45.76 m
Outrigger width (min.)	3.04 m
Outrigger width (max.)	5.93 m
Winch capacity	3,000 kg
Boom (3,000 kg - 1,500 kg)	5.50 - 12.05 m
Extension 3 (350 kg)	13.78 m
Max. load capacity*	6,000 kg
Truck * Total weight (min.)	20 - 26 t

*depending on truck type

Working range*

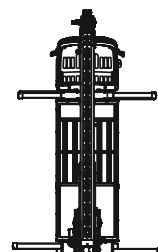
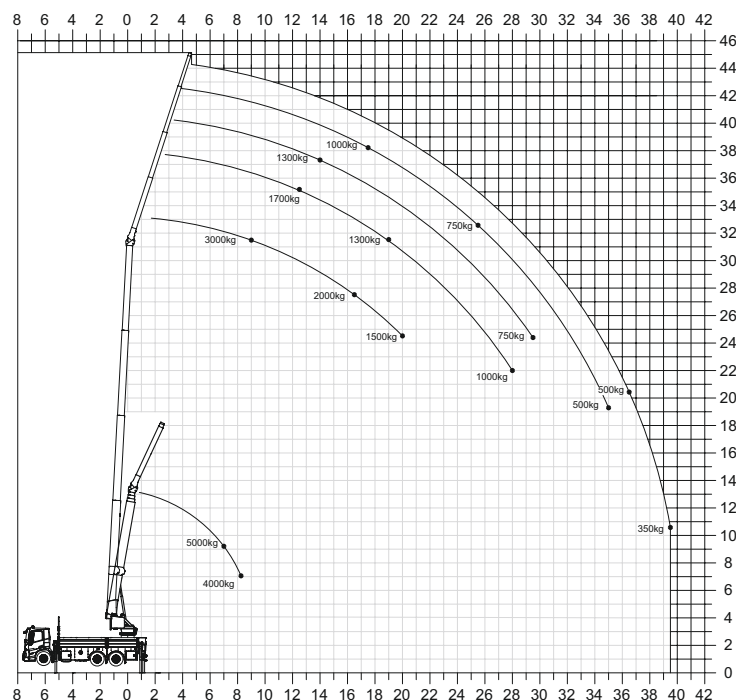
Load	Working range	Height
3,000 kg	9.00 m	31.50 m
2,000 kg	16.50 m	27.50 m
1,000 kg	28.00 m	22.00 m
350 kg	39.50 m	10.50 m

Working range 5t Capacity**

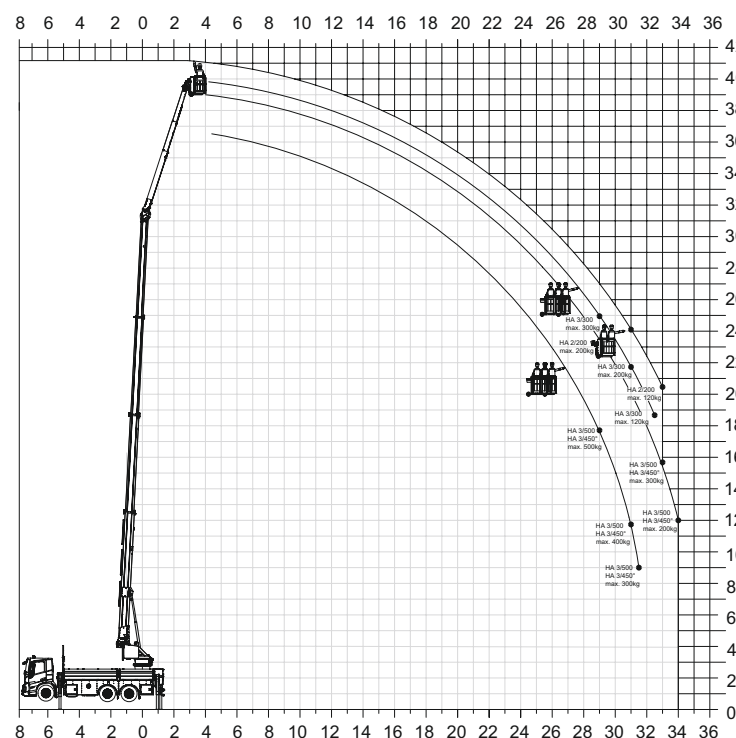
Load	Working range	Height
5,000 kg	7.00 m	9.00 m
4,000 kg	8.20 m	7.00 m

**with 2-fall

Working range diagram*



Platform operation*



*Working range vary, depending on truck type.

Subject to technical changes. All specifications are approximate and depending on truck type. Changes to the functions and services are reserved. The information reflects the device performance at the time of printing.